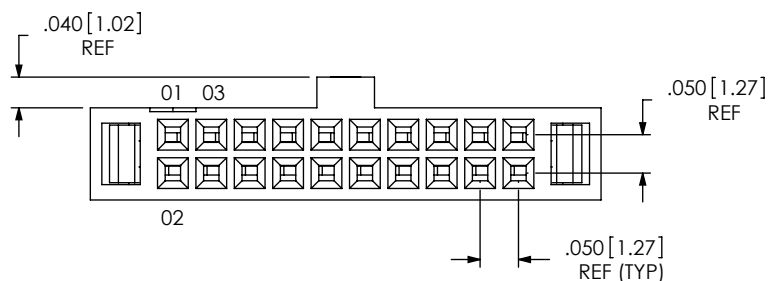
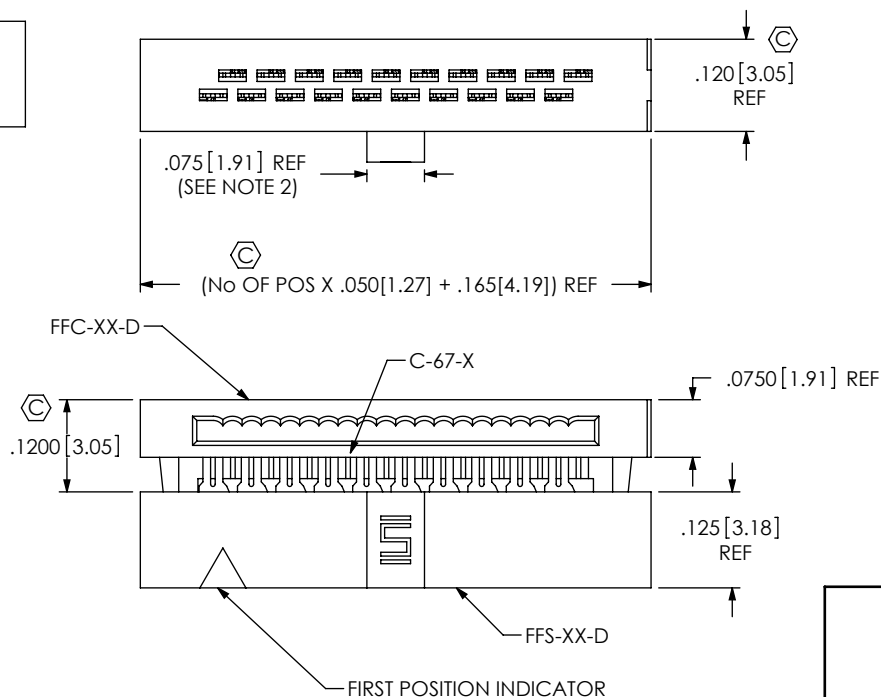


NOTES:

1. RETENTION FORCE IN BODY TO BE .5[2.2N] LB MIN. Ⓢ
2. POLARIZING KEY NOT AVAILABLE ON -02 AND -04 POSITIONS.
3. Ⓢ REPRESENTS A CRITICAL DIMENSION.

FIG 1
(FFSD-10-01-X-N SHOWN)

DO NOT SCALE FROM THIS PRINT



FFSD-XX-XX-X-N-XXX

No OF POSITIONS
-02 THRU -25
(PER ROW)

LEAD STYLE
-01: USE C-67-X

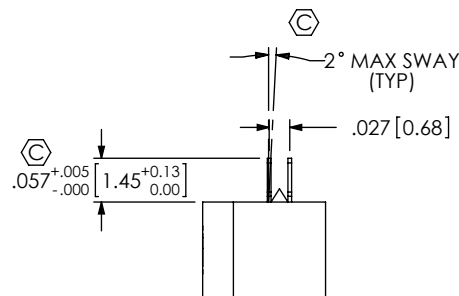
PLATING SPECIFICATION
- LEAVE BLANK FOR STANDARD
PLATING AND USE C-67-L
-F: FLASH SLECTIVE GOLD
(USE C-67-F)
-S: SELECTIVE (USE C-67-S)

STRAIN RELIEF

-SR1: FOR POS 2-15
(NOT FOR SALE AS A COMPONENT, SOLD AS A CABLE ASSEMBLY ONLY, SEE FIG 2, SHT 2)
-SR2: FOR POS 16-25
(NOT FOR SALE AS A COMPONENT, SOLD AS A CABLE ASSEMBLY ONLY, SEE FIG 3, SHT 2)

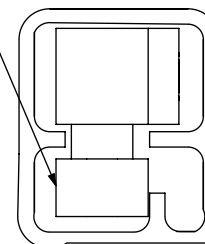
POLARIZATION NOTCH
-N: (SEE NOTE 2)

END VIEW SHOWN WITH
FFC-XX-D REMOVED



PACKAGE PARTS IN TUBE AS SHOWN

LOCATE PLUG AT BOTTOM OF VIEW BETWEEN RIBS



PACKAGING NOTES:
1. NOTE DELETED.
2. USE PT-FFSD001 AND (2) TP-12

UNLESS OTHERWISE SPECIFIED, DIMENSIONS ARE IN INCHES. TOLERANCES ARE:
DECIMALS ANGLES
.XX: ±.01 [.3] 5°
.XXX: ±.005 [.13]
.XXXX: ±.0020 [.051]

PROPRIETARY NOTE
THIS DOCUMENT CONTAINS INFORMATION CONFIDENTIAL AND PROPRIETARY TO SAMTEC, INC. AND SHALL NOT BE REPRODUCED OR TRANSFERRED TO OTHER DOCUMENTS OR DISCLOSED TO OTHERS OR USED FOR ANY PURPOSE OTHER THAN THAT WHICH IT WAS OBTAINED WITHOUT THE EXPRESSED WRITTEN CONSENT OF SAMTEC, INC.



520 PARK EAST BLVD, NEW ALBANY, IN 47150
PHONE: 812-944-6733 FAX: 812-948-5047
e-Mail: info@SAMTEC.com code: 55322

MATERIAL: DO NOT SCALE DRAWING SHEET SCALE: 4:1
INSULATOR: PBT, COLOR: BLACK
CONTACT: BeCu

DESCRIPTION:
.050 X .050 FEMALE IDC SUB ASSEMBLY

DWG. NO. FFSD-XX-XX-X-N-XXX

BY: T NEWTON 02/15/2008 SHEET 1 OF 2

FIG 2
 (FFSD-10-01-X-SR1 SHOWN)
 (SAME AS FIG 1, DIFFERENT AS SHOWN)

SCALE: 2:1

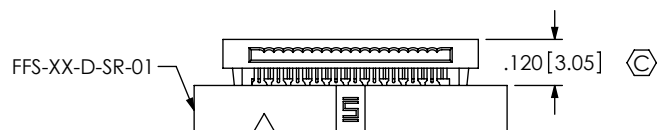
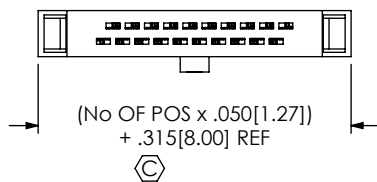
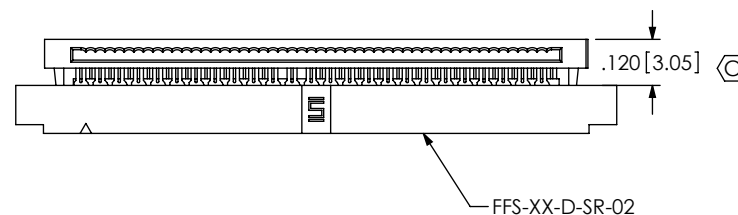
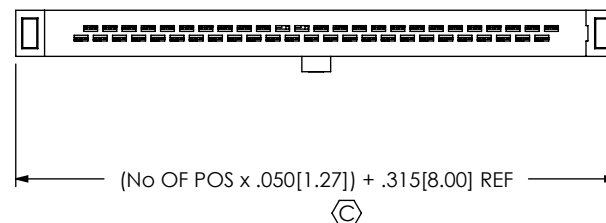


FIG 3
 (FFSD-25-01-X-SR2 SHOWN)
 (SAME AS FIG 2, DIFFERENT AS SHOWN)

SCALE: 2:1



PROPRIETARY NOTE

THIS DOCUMENT CONTAINS INFORMATION
 CONFIDENTIAL AND PROPRIETARY TO
 SAMTEC, INC. AND SHALL NOT BE REPRODUCED
 OR TRANSFERRED TO OTHER DOCUMENTS OR
 DISCLOSED TO OTHERS OR USED FOR ANY
 PURPOSE OTHER THAN THAT WHICH IT WAS
 OBTAINED WITHOUT THE EXPRESSED WRITTEN
 CONSENT OF SAMTEC, INC.

DO NOT SCALE DRAWING

SHEET SCALE: 4:1



520 PARK EAST BLVD, NEW ALBANY, IN 47150
 PHONE: 812-944-6733 FAX: 812-948-5047
 e-Mail: info@SAMTEC.com code: 55322

DESCRIPTION:
 .050 X .050 FEMALE IDC SUB ASSEMBLY

DWG. NO.
FFSD-XX-XX-X-N-XXX

BY: T NEWTON 02/15/2008 SHEET 2 OF 2