

20-30W Single and Dual Output Isolated DC-DC Converters



Industrial



Test



COMM



Broadcast

The PXE isolated DC-DC converters feature a 2:1 input range, and for some models, a wide 4:1 input range in a 2 x 1.6" (50.8 x 40.6mm) industry standard package. With IEC/UL/CSA/EN 62368-1 and single or dual output options, these models also feature a six-sided, shielded metal case for reduced radiated noise, making them suitable for a wide variety of Industrial, ICT (Information and Communications Technology) and Test and Measurement applications.

Features	Benefits
• IEC/UL/CSA/EN 62368-1 Approvals	• Easier System Approvals
• Wide Range Input	• Less Parts to Inventory
• Six Sided Shielding	• Reduced Radiated Noise
• Up to 90% Efficiency	• Long Field Life

Related Products		
Type	Part Number	Description
Accessory	7G0011A	PXE heatsink with adhesive pad
Smaller size DC-DC converter	CCG	1.3 to 30W single/dual output DC-DC converters (1 x 1 x 0.39")

PXE-	30	-24	S	05	-N
Series	20 20W Output Power 30 30W Output Power	-12 9 - 18V input -24 18 - 36V input -48 36 - 75V input -24W 9 - 36V input -48W 18 - 75V input	S Single Output D Dual Output	Single Output 3P3 3.3V Output Voltage Single and Dual Output 05 5V Output Voltage 12 12V Output Voltage 15 15V Output Voltage	Blank Positive Logic Remote On/Off -N *Negative Logic Remote On/Off

Preferred model

*PXE30 Wide Range Only

Model Selector							
Model	Input Voltage (V)	Output Voltage (V)	Maximum Current (A)	No Load Input Current (mA)	Ripple & Noise (mV _{pk-pk})	Efficiency (%)	Maximum Load Capacitance (uF)
Single Outputs							
PXE30-12S3P3	9 - 18	3.3	6	115	50	85	19,500
PXE30-24S3P3	18 - 36	3.3	6	50	50	88	19,500
PXE30-48S3P3	36 - 75	3.3	6	30	50	87	19,500
PXE30-24WS3P3	10 - 40	3.3	6	50	60	87	19,500
PXE30-48WS3P3	18 - 75	3.3	6	30	60	87	19,500
PXE20-24WS05	9 - 36	5	4	10	75	79	6,800
PXE20-48WS05	18 - 75	5	4	10	75	80	6,800
PXE30-12S05	9 - 18	5	6	95	50	87	10,200
PXE30-24S05	18 - 36	5	6	50	50	88	10,200
PXE30-48S05	36 - 75	5	6	35	50	89	10,200
PXE30-24WS05	10 - 40	5	6	65	75	87	10,200
PXE30-48WS05	18 - 75	5	6	30	75	88	10,200
PXE20-24WS12	9 - 36	12	1.67	20	100	81	2,200
PXE20-48WS12	18 - 75	12	1.67	10	100	81	2,200
PXE30-12S12	9 - 18	12	2.5	35	75	88	3,240
PXE30-24S12	18 - 36	12	2.5	30	75	89	3,300
PXE30-48S12	36 - 75	12	2.5	25	75	90	3,300
PXE30-24WS12	10 - 40	12	2.5	65	100	87	3,300
PXE30-48WS12	18 - 75	12	2.5	35	100	87	3,300
PXE20-24WS15	9 - 36	15	1.33	20	100	81	755
PXE20-48WS15	18 - 75	15	1.33	10	100	81	755
PXE30-12S15	9 - 18	15	2	45	75	88	1,100
PXE30-24S15	18 - 36	15	2	30	75	89	1,100
PXE30-48S15	36 - 75	15	2	25	75	90	1,100
PXE30-24WS15	10 - 40	15	2	70	100	88	1,100
PXE30-48WS15	18 - 75	15	2	45	100	88	1,100
Dual Outputs							
PXE20-24WD05	9 - 36	±5	±2.0	15	75	79	±3400
PXE20-48WD05	18 - 75	±5	±2.0	10	75	79	±3400
PXE20-24WD12	9 - 36	±12	±0.833	20	100	81	±680
PXE20-48WD12	18 - 75	±12	±0.833	15	100	83	±680
PXE30-12D12	9 - 18	±12	±1.25	60	100	87	±1020
PXE30-24D12	18 - 36	±12	±1.25	30	100	88	±1020
PXE30-48D12	36 - 75	±12	±1.25	20	100	88	±1020
PXE30-24WD12	10 - 40	±12	±1.25	30	100	84	±1000
PXE30-48WD12	18 - 75	±12	±1.25	25	100	85	±1000
PXE20-24WD15	9 - 36	±15	±0.666	25	100	82	±450
PXE20-48WD15	18 - 75	±15	±0.666	20	100	84	±450
PXE30-12D15	9 - 18	±15	±1.0	40	100	87	±675
PXE30-24D15	18 - 36	±15	±1.0	30	100	88	±675
PXE30-48D15	36 - 75	±15	±1.0	20	100	88	±675
PXE30-24WD15	10 - 40	±15	±1.0	35	100	85	±680
PXE30-48WD15	18 - 75	±15	±1.0	25	100	86	±680

Specifications		
Model	PXE20W	PXE30
Input		
Input Voltage Range	-	See Model Selector Table
Input Surge Voltage	Vdc	12V input: 36, 24V input: 50, 48V input: 100 (100ms maximum)
Start-up Time	ms	20 25 (10 for PXE30W Models)
No Load Input Current	-	See Model Selector Table
Efficiency	-	See Model Selector Table
Conducted & Radiated EMI	-	EN55032-A (Class B - See installation diagrams for external circuitry)
Immunity	-	See Immunity Section
Safety Certifications and Markings	-	IEC/UL/CSA/EN62368-1, CE Mark and UKCA Mark

Immunity				
Test	Standard	Test Level	Criteria	Notes
ESD	EN61000-4-2	3	B	Air ± 8kV and Contact ± 6kV
Radiated Susceptibility	EN61000-4-3	3	A / B	10V/m (Criteria A for PXE30W Models)
Electrical Fast Transient Burst	EN61000-4-4	3 (±2kV)	B	With an input filter capacitor (Nippon chemi-con KY series, 220µF/100V)
Surge	EN61000-4-5	2 (±1kV)	B	
Conducted Susceptibility	EN61000-4-6	3	A	10Vrms
Magnetic Fields	EN61000-4-8	5	A	100A/m continuous; 1000A/m 1s

Specifications				
Model		PXE20W		PXE30
Output				
Output Voltage Accuracy	%	±1		
Output Voltage Adjustment	%	±10		
Switching Frequency	kHz	270 - 330		
Line Regulation	%	Single Output: ±0.2, Dual Output: ±0.5		
Load Regulation	%	Single Output: ±0.5, Dual Output: ±3		Single Output: ±0.5, Dual Output: ±1
Cross Regulation	%	Dual Output: ±5 (Asymmetrical 25% to 100% load change)		
External Load Capacitance	-	See Model Selector Table		
Ripple & Noise (1)	-	See Model Selector Table		
Temperature Coefficient	%/°C	±0.02		
Minimum Load (2)	%	10		None
Transient Response (25% step load)	µs	500		300
Overcurrent Protection	%	150 (Hiccup Mode with Auto-Recovery)		
Overvoltage Protection	V	3.3V: 3.9, 5V: 6.2, 12V: 15, 15V: 18 (Zener Diode Clamp)		
Overtemperature Protection	°C	None		115
Short Circuit Protection	-	Hiccup Mode with Auto-Recovery		
Remote Sense	-	No Remote Sense		
Remote On/Off	-	Positive Logic (-P): ON: Open or 3.5-12V, OFF: Short or 0-1.2V		Positive Logic (-P): ON: Open or 3-12V, OFF: Short or 0-1.2V (PXE30W Only) Negative Logic (-N): ON: Short or 0-1.2V, OFF Open or 3-12V
Environmental				
Operating Temperature	°C	-40 to +85 (See Derating Curves below)		
Maximum Case Temperature	°C	100		
Thermal Impedance	°C/W	10		
Storage Temperature	°C	-55 to +125		
Humidity (non condensing)	%RH	5 - 95 (Operating & Storage)		
Cooling	-	Convection		
Withstand Voltage (For 1 minute)	Vdc	Input to Output, Input to Case, Output to Case: 1,600		
Isolation Resistance	Ω	10 ⁹		
Isolation Capacitance	pF	300		1,000
Vibration (Operating)	-	MIL-STD-810F		
Thermal Shock	-	MIL-STD-810F		
Other				
Weight (Typ)	g	48		
Size (LxWxH)	mm	50.8 x 40.6 x 10.2		
Size (LxWxH)	Inches	2 x 1.6 x 0.4		
Case Material	-	Nickel-coated Copper		
Base Material	-	Non-conductive Black Plastic		FR4 PCB
Potting Material	-	Epoxy (UL94 V-0)		
MTBF - MIL-HDBK-217F, Full Load	Hours	1,922,000		1,283,000 (759,800 for PXE30W Models)
Warranty	yrs	3		

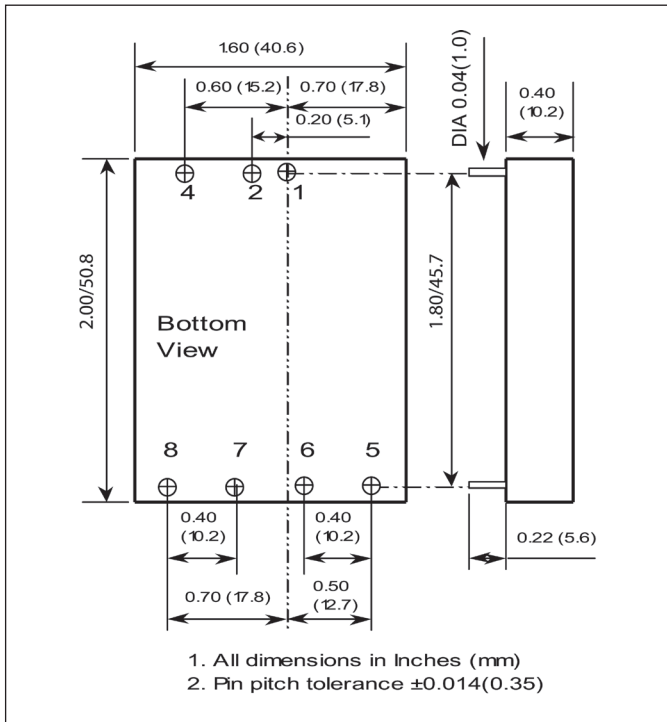
Notes

See website for detailed specifications, test methods and installation manual

(1) Measured with a 20MHz bandwidth oscilloscope across a 0.1µF/50V MLCC

(2) To meet regulation & noise specifications. Operation at zero load will not damage the device

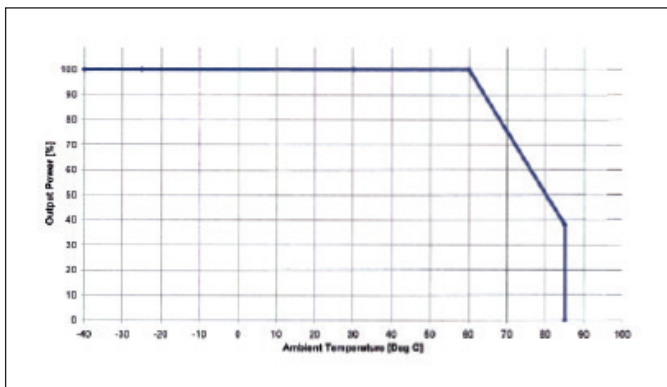
PXE Outline Drawing



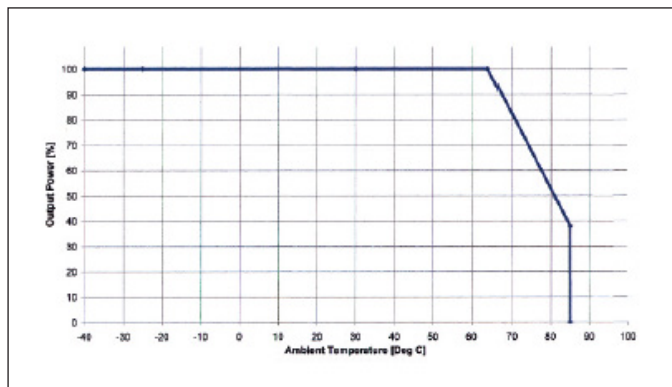
PXE Pinout

PIN	Function	
	Single O/P	Dual O/P
1	+Vin	+Vin
2	-Vin	-Vin
4	Remote On/Off	Remote On/Off
5	No Pin	+Vout
6	+Vout	Common
7	-Vout	-Vout
8	Trim	Trim

PXE20 Derating Curve



PXE30 Derating Curve





TDK-Lambda France SAS

Tel: +33 1 60 12 71 65
france@fr.tdk-lambda.com
www.emea.lambda.tdk.com/fr



Italy Sales Office

Tel: +39 02 61 29 38 63
info.italia@it.tdk-lambda.com
www.emea.lambda.tdk.com/it



Netherlands

info@nl.tdk-lambda.com
www.emea.lambda.tdk.com/nl



TDK-Lambda Germany GmbH

Tel: +49 7841 666 0
info@de.tdk-lambda.com
www.emea.lambda.tdk.com/de



Austria Sales Office

Tel: +43 2256 655 84
info@at.tdk-lambda.com
www.emea.lambda.tdk.com/at



Switzerland Sales Office

Tel: +41 44 850 53 53
info@ch.tdk-lambda.com
www.emea.lambda.tdk.com/ch



Nordic Sales Office

Tel: +45 8853 8086
info@dk.tdk-lambda.com
www.emea.lambda.tdk.com/dk



TDK-Lambda UK Ltd.

Tel: +44 (0) 12 71 85 66 66
info@uk.tdk-lambda.com
www.emea.lambda.tdk.com/uk



TDK-Lambda Ltd.

Tel: +9 723 902 4333
info@tdk-lambda.co.il
emea.lambda.tdk.com/il-en



TDK-Lambda Americas

Tel: +1 800-LAMBDA-4 or 1-800-526-2324
tla.powersolutions@tdk.com
www.us.lambda.tdk.com



TDK Electronics do Brasil Ltda

Tel: +55 11 3289-9599
sales.br@tdk-electronics.tdk.com
www.tdk-electronics.tdk.com/en



TDK-Lambda Corporation

Tel: +81-3-6778-1113
www.jp.lambda.tdk.com



TDK-Lambda (China) Electronics Co. Ltd.

Tel: +86 21 6485-0777
tlc.powersolutions@tdk.com
www.lambda.tdk.com.cn



TDK-Lambda Singapore Pte Ltd.

Tel: +65 6251 7211
tts.marketing@tdk.com
www.sg.lambda.tdk.com



TDK India Private Limited, Power Supply Division

Tel: +91 80 4039-0660
mathew.philip@tdk.com
www.sg.lambda.tdk.com

