


CLOUDSPLITTER

Ethernet and Power Technology

The CLOUDSPLITTER connector system is a single cable solution for powered devices that delivers Cat5e performance and up to 250 watts of power over a single cable. The 8 position RJ45 jack is surface mountable and includes integrated LED indicator lights. The jack accepts CLOUDSPLITTER or standard RJ45 shielded plugs and provides DC power at 5A up to 50VDC over two integrated power contacts. Cable assemblies combine eight 26AWG stranded signal conductors and two 18AWG stranded power conductors in shielded or unshielded configurations.



INTELLIGENT BUILDINGS



Typical Applications

- Video surveillance over IP networks
- Intelligent building management
- Factory automation
- Wireless network transceivers

Benefits

- Cat 5e and DC power in one connection to help standardize your inventory
- SMT compatible packaged on tape and reel
- SMT Jack accepts standard RJ45 shielded plug in addition to CLOUDSPLITTER plug assembly
- Shielded SMT jack and cable plug
- Cable combines signal and power available in shielded or unshielded configuration
- Pre-terminated cable assemblies in standard lengths
- RoHS/REACH Compliant
- Lead-free reflow solder capable
- Cable is UL444 and CM rated
- Certified to UL 1863

MECHANICAL

- Operating temperature: - 40° to +85°C
- 8 signal and 2 position power positions

ELECTRICAL

- Signal: 1.5 A / 150 VAC/DC
- Power: 5 A / 50 VDC

MATERIALS

Surface Mount Jack

- Plug Housing: Clear PC
- Contacts: Copper alloy / gold over nickel finish
- Shield: Copper alloy / tin over nickel finish
- Strain Relief: Black TPV
- Cable Jacket: Black PVC


Cable Assembly

- Plug Housing: Clear PC
- Contacts: Copper alloy / gold over nickel finish
- Shield: Copper alloy / tin over nickel finish
- Strain Relief: Black TPV
- Cable Jacket: Black PVC

APPLICATIONS AND SPECIFICATIONS

- UL 1863 Approved
- Cable is UL444 compliant and CM rated
- RoHS/REACH Compliant
- Application specification #: [114-32051 \(Jack\)](#)
- [114-32099 \(Plug Assembly\)](#)
- Product Specification #: [108-64022](#)

PRODUCT OFFERING



Surface Mount Jacks

TE Part Number	Description
2178126-1	Mod Jack
2178126-2	Mod Jack w/o Power Pins



Cable Assemblies

TE Part Number	Description
2178127-1	2-meter Unshielded (TE) cable assemblies
2178127-2	5-meter Unshielded (TE) cable assemblies
2178127-3	10-meter Unshielded (TE) cable assemblies
2178127-4	25-meter Unshielded (TE) cable assemblies


Plug Kits

TE Part Number	Description
2178148-1	Kit, Plug (TE-unshielded cable assemblies)



Tools

TE Part Number	Description
2217400-1	CLOUDSPLITTER Crimp Tool
2217299-1	micro MATE-N-LOK Crimp Tool (power contacts)



Bulk Cable

TE Part Number	Description
2213212-1	Cable, Unshielded, 250 meters/reel (TE)

FOR MORE INFORMATION

te.com/ib

TE Technical Support Center

Internet:	te.com/help
USA:	+1 (800) 522-6752
Canada:	+1 (905) 475-6222
Mexico:	+52 (0) 55-1106-0800
Latin/S. America:	+54 (0) 11-4733-2200
Germany:	+49 (0) 6251-133-1999
UK:	+44 (0) 800-267666
France:	+33 (0) 1-3420-8686
Netherlands:	+31 (0) 73-6246-999
China:	+86 (0) 400-820-6015

Part numbers in this brochure are RoHS Compliant*, unless marked otherwise.

*as defined te.com/leadfree

te.com

© 2014 TE Connectivity Ltd. family of companies. All Rights Reserved
1-1773707-2 PDF JG4 2/2014

TE Connectivity and the TE connectivity (logo) are trademarks. Other logos, product and/or company names might be trademarks of their respective owners.

While TE has made every reasonable effort to ensure the accuracy of the information in this brochure, TE does not guarantee that it is error-free, nor does TE make any other representation, warranty or guarantee that the information is accurate, correct, reliable or current. TE reserves the right to make any adjustments to the information contained herein at any time without notice. TE expressly disclaims all implied warranties regarding the information contained herein, including, but not limited to, any implied warranties of merchantability or fitness for a particular purpose. The dimensions in this catalog are for reference purposes only and are subject to change without notice. Specifications are subject to change without notice. Consult TE for the latest dimensions and design specifications.



INTELLIGENT BUILDINGS